



# Restoration options

...what, when and why

Presented by **Mark Oborn**

# Aims and Objectives

## Aims and Objectives:

To show a simple technique that allows a logical and consistent approach to deciding which restoration category should be used in any given situation.

## Learning outcomes:

1. By the end of the presentations you will be able to use a decision tree to decide when to use each class of restoration
2. Have a deeper understanding of the materials used





Harley Technician Study Club  
July 2008



# Restoration Options

Why do we need to know?


# Key Assumptions

- All restorations fit
- All restorations are equally hard/easy to make
- Price is not used as a marketing tool.

SBO Dental Laboratory Ltd  
Mark Oborn



# Material choices



# Full crown Materials

Metal Free

Metal reinforced

Mark Oborn  
SBO Dental Laboratory Ltd



Low

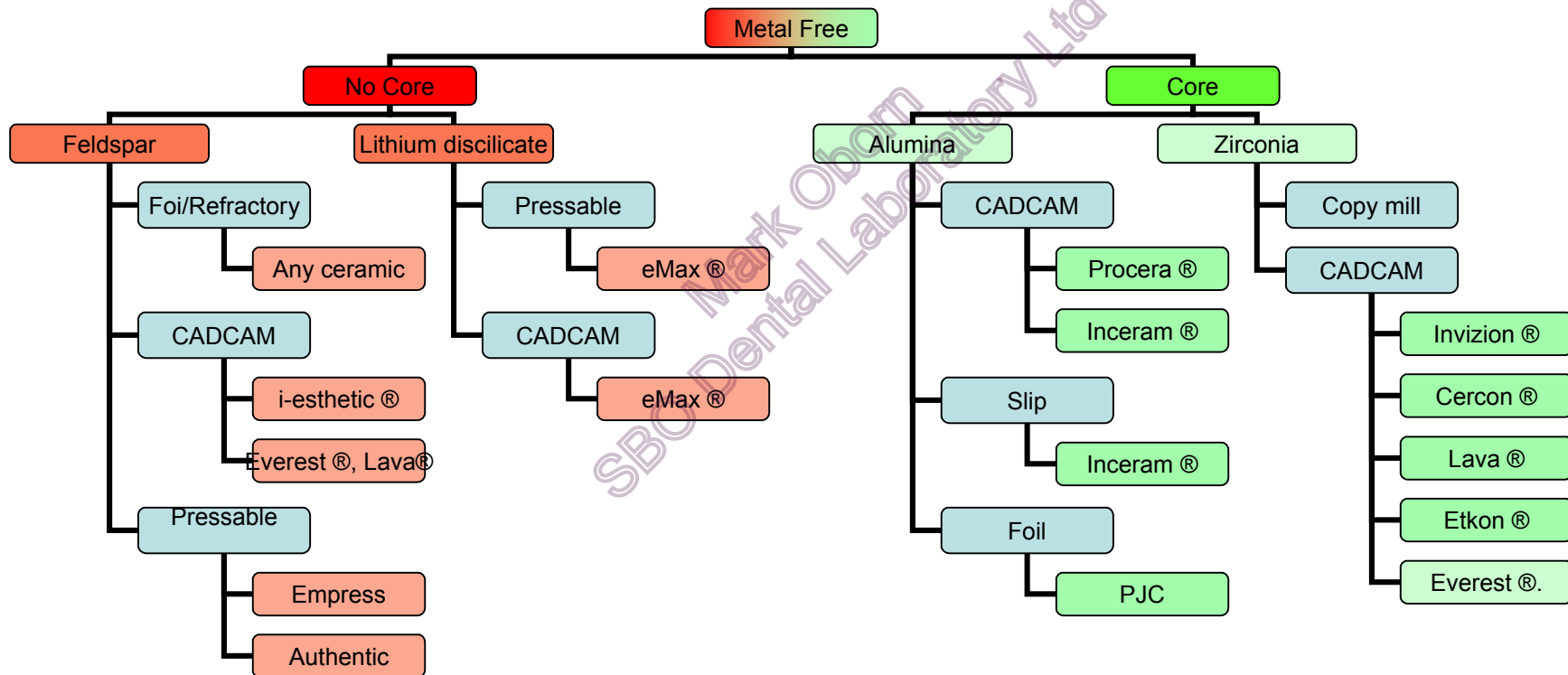
Strength

High

High

Translucency

Low

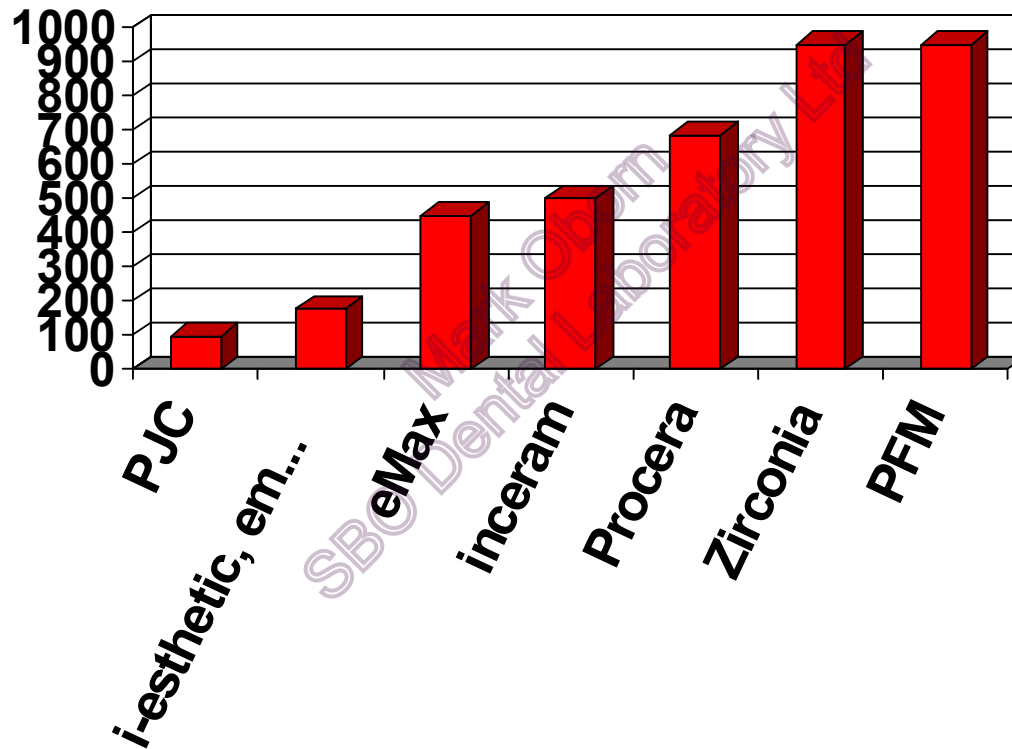


Not intended as an exhaustive list

Harley Technician Study Club  
July 2008



# Strength in MPa



Empress  
Vita Mark II  
160MPa

e.Max  
400MPa

Zirconia  
frameworks  
900 MPa

PFM  
1000MPa

Best for translucency

Best for Strength

SBO Dental Laboratory Ltd  
Mark Oborn





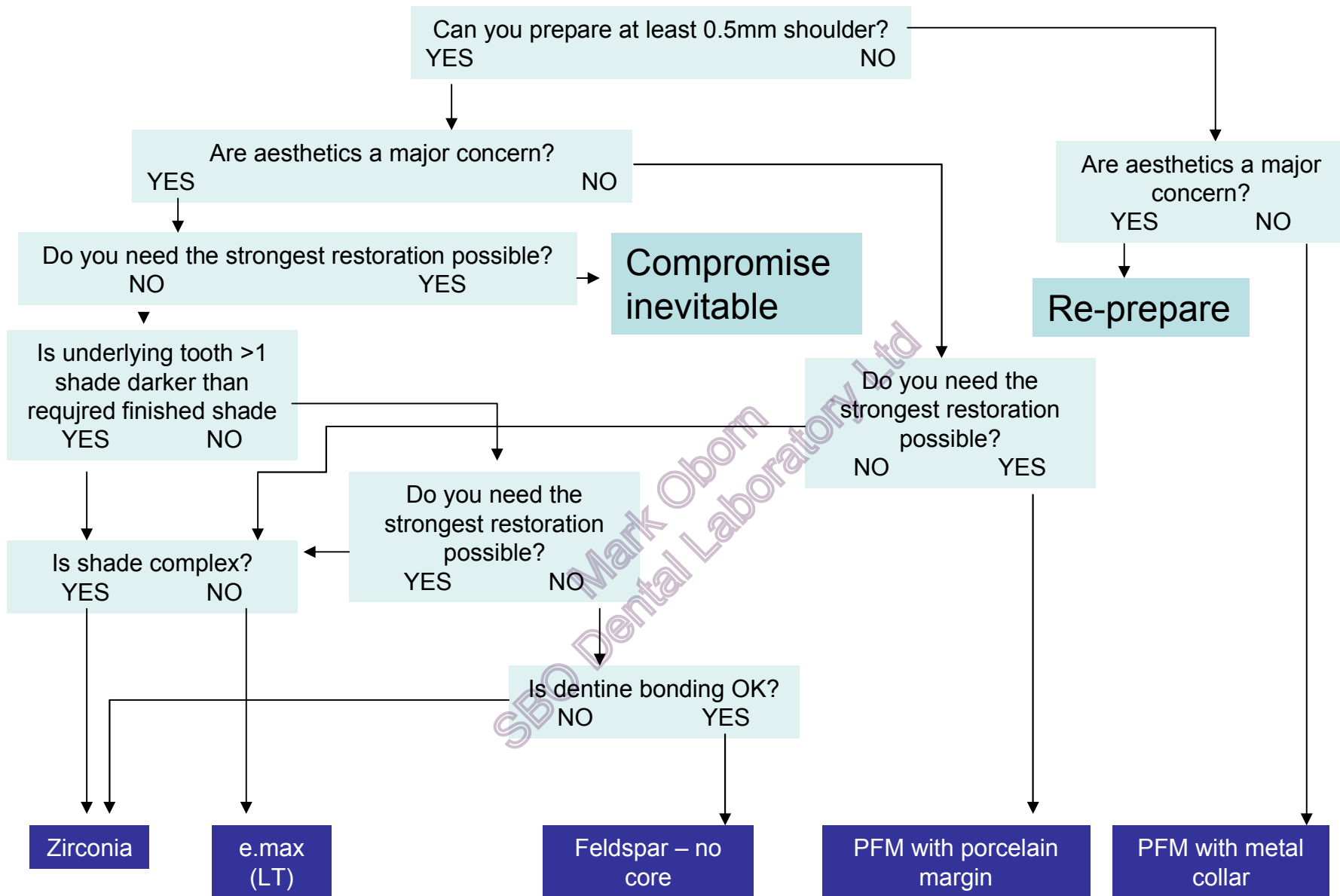
# The selection process

Mark O'Brien  
SBO Dental Laboratory Ltd

# Primary questions

1. Is tooth dark?
2. What preparation can you do?
3. How vital are aesthetics?
4. Is strength a concern?
5. What bonding technique do you prefer?.







Thank you

Mark Chorn  
SBO Dental Laboratory Ltd